




Railway Track Fittings



S.No.	DESCRIPTION	ASL Ref No.
1.	Check rails for CMS crossing(Drg.No.T.4773)	TW-1100
2.	Fitting related to 1 in 8.5PSC sleepers 52kg as per Drg No.T4865	TW-1101
3.	Fitting related to 1 in 8.5 switches for 52kg PSC sleepers as per Drg No.T4866	TW-1102
4.	Fitting related to 1 in 8.5 CMS crossing for 52kg sleepers as per Drg No.T4867	TW-1103
5.	Cast manganese steel crossing 1in 8.5for 52kg.rails (Drg. No.4867)	TW-1104
6.	1 in 8.5 curved Tongue rails-length of 11-90mtrs for 52 kg sleepers Drg T.4866	TW-1105
7.	1 in 8.5 stock rails to a length of 12.8mtrs for 52kg. sleepers as per Drg No:4866	TW-1106
8.	Grooved rubber sole plate to be used on 1in 8.5 52kg.on PSC sleepers of Drg No:T 4865,T 4866,T 4867	TW-1107
9.	Combination metal liner(Drg, No T 3741&3742)	TW-1108
10.	Elastic Rail Clip(Drg.No.T.3701)	TW-1109
11.	Groover rubber pad(Drg No.T.3703)	TW-1110
12.	Fish plate 52kg Drg No:T 090(M)	TW-1111
13.	Crossing block bolt and nut (Drg. No.11535&11545)	TW-1112
14.	Fish plate bolt and nut(Drg. No.11501)	TW-1113
15.	Heel block bolt and nut(25X250)	TW-1114
16.	Steel keys(Drg. No:t-405-M)	TW-1115
17.	Dog spikes(Drg. No.T-277 M)	TW-1116
18.	GFN liner for 52 kg rail concrete sleepers as per Drg.No3702	TW-1117
19.	Stretcher bar bracket bolt &nut 18mm 70mm Drg No.T263(M)	TW-1118
20.	Cotter pin with Cotter and chain as per Drg .No. ET 736/32	TW-1119
21.	BG Hand operated spring loaded point box with handle & tie rod T3048,3703	TW-1120
22.	Over size steel keys 52kg/90 R Drg no T580	TW-1121
23.	Half head for side chain dia 18mmX70mm(Drg No.T11624)	TW-1122
24.	Full head for side chain dia 18mmX70mm(Drg No:T11623)	TW-1123
25.	1x12" curved tongue rail total length 12.356m (Drg. NoT4733)	TW-1124
26.	Grooved rubber sole plate Drg No.3703/m	TW-1125
27.	Bolt &Nut for 52kg point & crossing heel block Dia25X320(Drg No.T11527)	TW-1126
28.	Bolt &Nut for 52kg point & crossing heel block Dia25X290(Drg No.T11524)	TW-1127
29.	Bolt &Nut for 52kg point & crossing heel block Dia25X390(Drg No.T11534)	TW-1128
30.	Bolt &Nut for 52kg point & crossing heel block Dia25X370(Drg No.T11532)	TW-1129
31.	Bolt &Nut for 52kg point & crossing heel block Dia25X520(Drg No.T11547)	TW-1130
32.	Hard broken stone Ballast	TW-1131

